


Keeping my body safe

Name: _____

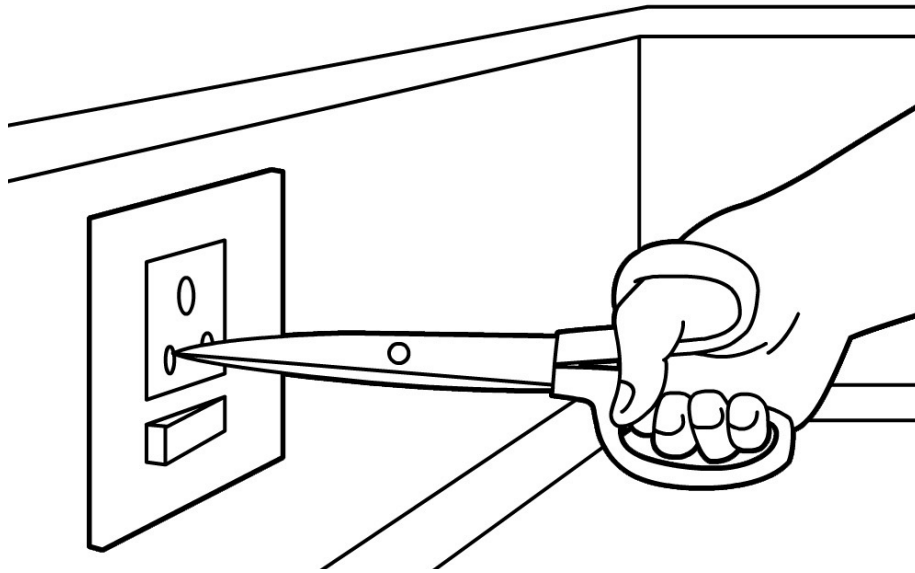
Look at the pictures. Colour the safe pictures blue. Colour the unsafe pictures red.




Don't touch hot appliances like iron's.




I play soccer with my friends.



Don't stick anything in an electrical socket.



Stay away from boiling water.



I play with my dog in the
aarden



Don't play with chemicals
and cleaning products.

Lesson plan

Activity: Keeping my body safe

In this worksheet learners will learn about how to keep their body safe.

Preparation:

The following materials are needed:

- One worksheet per learner
- Pen to write with
- Red and blue coloured pencils

How to teach the lesson:

The educator should discuss the pictures with the learners and ask the learners to identify which pictures are unsafe and which are safe.

The learners should colour in the safe pictures blue and the unsafe pictures red.

Suggested answers:

Unsafe pictures (colour red): Don't touch hot appliances like iron's, Don't stick anything in an electrical socket, stay away from boiling water, don't play with chemicals and cleaning products.

Safe pictures: *Playing soccer with my friends and I play with my dog in the garden.*